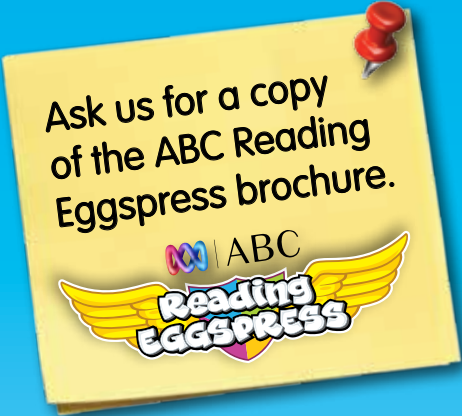


The logo features the letters 'ABC' in white on a black oval background, with a colorful infinity symbol to the left. Below 'ABC' is the word 'Reading' in white. At the bottom, the word 'eggs' is written in a playful font where each letter is inside a different colored egg: 'e' in blue, 'g' in green, 'g' in purple, and 's' in yellow with a cracked top.

ABC
Reading
eggs

A yellow sticky note with a red pushpin in the top right corner, containing text and a logo.

Ask us for a copy
of the ABC Reading
Eggspress brochure.

The logo for 'Reading Eggspress' features the word 'Reading' in a blue font and 'EGGSPRESS' in a yellow font with a red outline, all set against a background of yellow wings.

ABC
Reading
EGGSPRESS

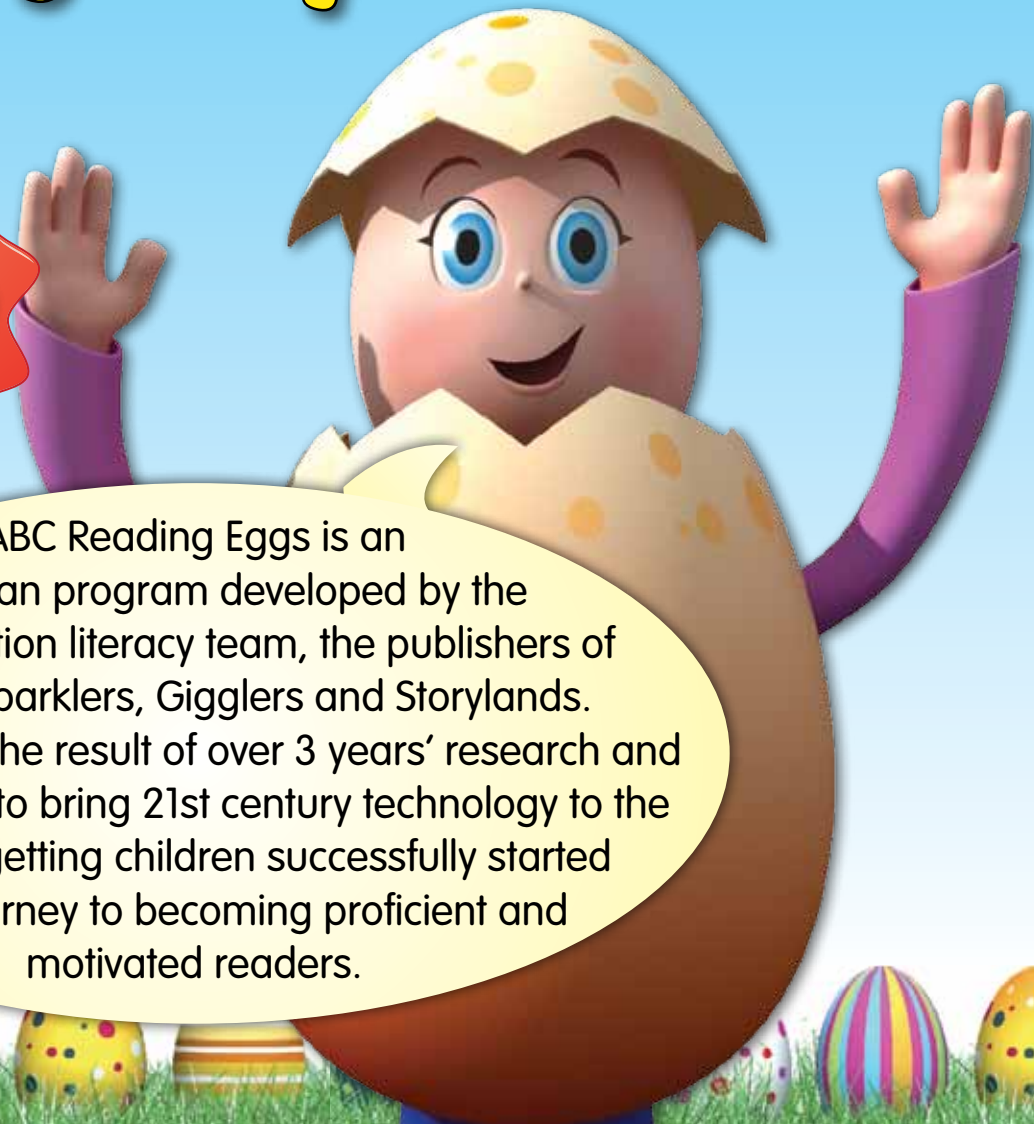
A small, cartoonish blue bird with a yellow beak and feet, perched on the word 'reading' in the main headline.

Learning to read has never
been this much fun!

Help students crack reading at your school!

A red starburst shape with a white border, containing text.

Now with
content for
all Primary
Levels!

A large, cartoonish egg character with a cracked top, wearing a purple long-sleeved shirt, with its arms raised in a happy gesture. It is holding a white scroll.

ABC Reading Eggs is an
Australian program developed by the
Blake Education literacy team, the publishers of
Go Facts, Sparklers, Giggles and Storylands.
The program is the result of over 3 years' research and
work designed to bring 21st century technology to the
key task of getting children successfully started
on the journey to becoming proficient and
motivated readers.

www.readingeggs.com.au



What is ABC Reading Eggs?

ABC Reading Eggs is an online reading program that makes learning essential reading skills a fun and motivating experience for 4 – 8 year olds.

The program can help a wide range of students to become proficient readers. The diagnostic test and student management tools enable teachers to place students at different reading levels within the program.



Using ABC Reading Eggs in the Classroom

Students can use ABC Reading Eggs at school and at home. ABC Reading Eggs is homework students will want to do!

Reception / Prep / Kindy

The program begins at an absolute emergent reading level, focusing on letter sounds, first sight words and reading simple sentences. The site is simple to navigate and students are motivated to complete lessons. Use the colourful lessons with groups or the whole class (on the IWB or computer) as lesson starters that really focus your students' attention.

Year 1

Students can take a placement test to ensure that they are working at a level that matches their reading ability, or teachers can move students to an appropriate reading level. The program can ensure all your students make progress, as it covers a wide range of phonic skills, essential sight words and comprehension skills in a highly motivating way. Reluctant readers love **ABC Reading Eggs**.

Year 2


ABC Reading Eggs allows students to work at their own pace, for consolidation, extension and support. Make the Story Factory part of your writing program; with its weekly contests, it's a great way to get kids writing. The Skills Bank focuses on Spelling, Grammar and Vocabulary development. Even your struggling readers can make real progress in **ABC Reading Eggs**.

Support Teacher

Many struggling and reluctant readers really enjoy working on a computer, as it allows them to progress at their own pace. The **ABC Reading Eggs** lessons provide plenty of practice in developing key reading skills and the interesting activities can be repeated as often as needed.

Special Educational Needs

The bright graphics and repetition allow ABC Reading Eggs to be used successfully in many special needs classrooms. The songs and fun activities make **ABC Reading Eggs** a rewarding activity, where students experience success and learn key reading skills.



The ABC Reading Eggs lessons

There are currently 12 maps with a total of 120 lessons. Each lesson has between 6 to 10 parts.

Step 1 – Starting Out in the Zoo

Lessons 1–40

This first step is aimed at 4-6 year olds who have little or no reading skills. This is where all students can begin to learn to read. By completing the 40 lessons in the Starting Out set, students will learn their first reading skills. This includes learning the sounds and names of the alphabet letters, reading their first sight words. They will also learn the essential phonic skills needed to read three letter words. Students will then be able to read their first simple stories featuring Sam the Ant.



Step 2 - Beginning to Read in The Playground

Lessons 41–80

The next step builds on skills learnt in Step 1 with a focus on short vowel words and building reading skills. Students will learn many more high frequency sight words, build word families and read another 40 books. Some of these books are nonfiction titles with a focus on building vocabulary.



Step 3 - Building Confidence at The Theme Park

Lessons 81–120

The third step covers long vowel words. These new phonic patterns are introduced and reinforced so that students can read them fluently and spell them correctly. There is an increased focus on reading for meaning, comprehension and understanding longer words and sentences.



How does an ABC Reading Eggs lesson work?

Once you have set up an account for your students, your students can choose to do a placement test or start from the beginning. Each of the numbered stepping stones represents a lesson.

Parts 1 and 2 The main lesson

The main lessons appear as a series of interactive animations, led by our host/teacher, Sam the Ant, or another character. He models each concept. The student needs to get seven correct responses to progress to the next part of the lesson.

Part 3 Dot-to-dot

The dot-to-dot activities are a fun way for students to learn correct letter formation.

Part 4 Letter recognition

This activity builds recognition of both upper- and lower-case letters.

Part 5 Vocabulary


This vocabulary building activity ensures that students know the words used in the reading books.

Part 6 The e-book

This is an electronic book, with audio support, that students can read online. Printed versions of these books are also available.

Part 7 The egg hatches!

The student is rewarded for completing the lesson with a new creature that hatches and becomes part of their online collection.



Student Navigation

My Stuff



My Avatar
Students can change the look of their avatar.

My Critters
Students can see all the critters they have collected. Students earn a new ABC Reading Eggs critter at the end of every lesson.

My Awards
This is where students can see their certificates. They earn a certificate for completing the quiz at the end of each map.

Skills Bank

This section focuses on building students' skills in spelling and vocabulary.

Assessment and reporting

All student results are recorded in the teacher centre in the form of student reports. Teachers also have access to a complete overview of the content covered, word lists and skills charts once a student has completed a map.



Driving Tests

This section provides you with testing tools for assessing students' basic skills knowledge. The tests cover sight words, phonic skills and content-area vocabulary.



Go Places



Puzzle Park

Students complete word puzzles and practice sight word recognition whilst being rewarded with Golden Eggs!



My House

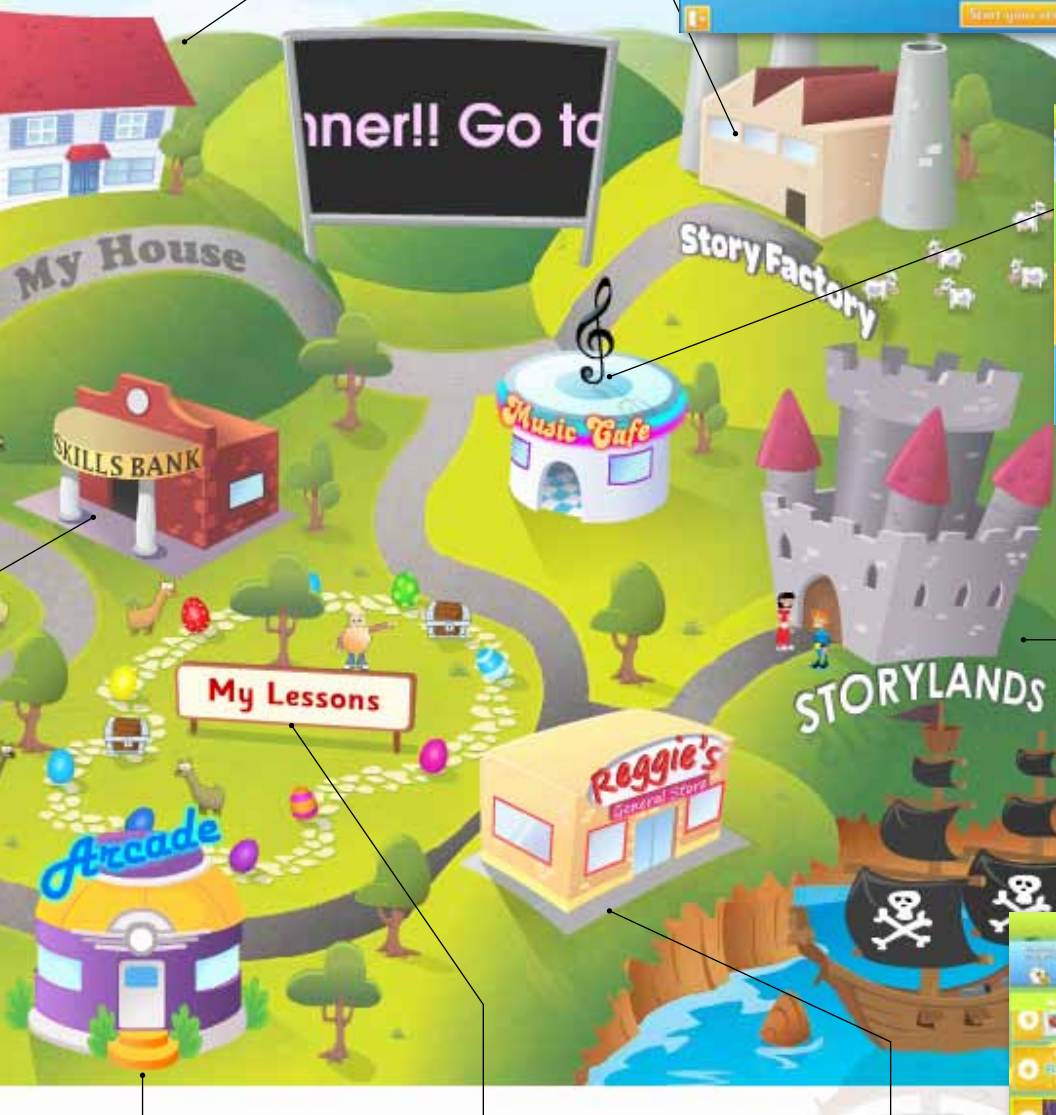
Each student can visit their house and find all their belongings, including any Story Factory stories they have submitted sitting on their bookshelf!

Story Factory

This section opens up a world of story writing and reading with a weekly story writing competition.

Music Cafe

A jukebox full of catchy tunes to help students learn and remember reading rules.



Storylands

This section is a transition area enabling students to read for meaning and includes even more lessons.



Arcade

Students can use their eggs to play games in the Arcade.

My Lessons

This section opens up the maps with 120 reading lessons.

Reggie's General Store

They can also buy furniture for their house and stuff for their avatar at Reggie's General Store.

